


NTB Series

RoHS



产品主要特性 General Characteristics

- 输出电流最高 20A
- 效率高达 96%
- 输出电压通过精密电阻任意调节
- 工作温度: -40~+85°C
- 带有输入遥控功能
- 输出短路保护, 间歇式自恢复

- Output Current up to 20A
- High Efficiency 96%
- Output Voltage Programmable Via External Resistor
- Operating Temperature: -40~+85°C
- Remote on/off control-negative or positive logic
- Output Short-circuit Protection, Self recovery

产品选型表 Model Selection Guide

型号 Product Model	输入电压范围 (标称值) Input Voltage Range (Typical)	输出电压 Output Voltage (Vdc)	输出电流 Output Current (A)	典型效率 Efficiency (%)	封装 Package
NTB0510N	3.0~5.5V(5V)	0.75~3.63V	10	95	A
NTB1210P	4.5~14V(12V)	0.59~5.1V	10	95	A
NTB0506BN	2.4~5.5V	0.75~3.63V	6	93	B
NTB0510BN	3.0~5.5V	0.75~3.63V	10	95	B
NTB1210BP	4.5~14V	0.59~5.1V	10	95	B
NTB0503FP	3.0~5.5V	0.75~3.63V	3	93	F
NTB1203FP	9.6~14V	0.75~5.0V	3	93	F
NTH1220CP	4.5~14V	0.75~5.0V	20	93	C
NTM0506GN	2.4~5.5V	0.8V~3.63V	6	93	G
NTB24033HN12	6.0~36V	12.0V	3.3	96	H

尾缀 P 为正逻辑, 尾缀 N 为负逻辑

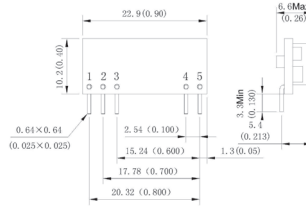
Positive logic, device code suffix "P", Negative logic, device code suffix "N"

封装尺寸和管脚定义图 Outline Diagram And Pin Out

A 封装 A Package

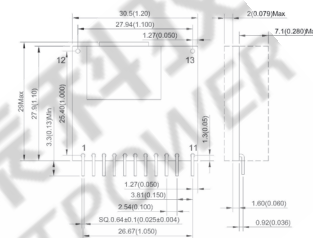
定义 Pin Out	单路 Single Output
1	TRIM
2	+Vo
3	GND
4	Vin
5	CNT

B 封装 B Package



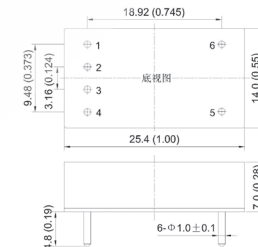
定义 Pin Out	单路 Single Output
1	+Vo
2	TRIM
3	GND
4	Vin
5	CNT

C 封装 C Package



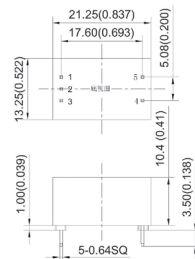
定义 Pin Out	单路 Single Output
1,2,3	+Vo
4	TRIM
5	CNT
6	Power Good
7,8	GND
9	NC
10,11	Vin
12,13	NP

G 封装 G Package



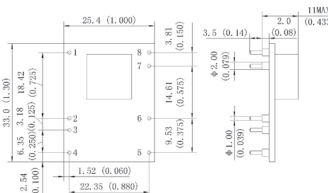
定义 Pin Out	单路 Single Output
1	CNT
2	+Vin
3	NC
4	GND
5	+Vo
6	TRIM

F 封装 F Package



定义 Pin Out	单路 Single Output
1	+Vo
2	GND
3	+Vin
4	CNT
5	TRIM


H 封装 H Package



定义 Pin Out	单路 Single Output
1	Vin
2	GND
3	TRIM
4	CNT
5	Power Good
6	GND
7	+Vo
8	Remote Sense

NTB NPB Series

RoHS



产品主要特性 General Characteristics

- 输入范围 4.5~14Vdc
- 可调输出电压 0.6~3.3Vdc
- 功率最大 66W
- 效率高达 94%
- 具有 PMBUS 通讯，输出电压、输出电流、输入电压等的监控功能
- 具有输出短路保护、输出过流保护、输入欠压保护等功能
- 具有同步外部时钟功能和均流功能

- Digital Power Supply
- Output Voltage Programmable From 0.6~3.3Vdc
- Output Power Up To 66W
- High Efficiency Up to 94%
- PMBUS Communication
- I/O-Voltage, Output-Current Monitoring Function
- External Clock Synchronization Function & Current Sharing Function

产品选型表 Model Selection Guide

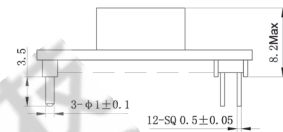
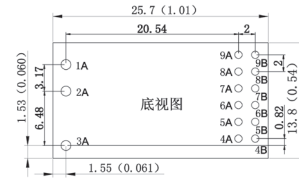
型号 Product Model	输入电压范围 (标称值) Input Voltage Range (Typical)	输出电压 Output Voltage (Vdc)	输出电流 Output Current (A)	典型效率 Efficiency (%)
NTB1220DPD	4.5~14	0.6~3.3	20	94
NPB1220DPD				

尾缀 P 为正逻辑，尾缀 N 为负逻辑

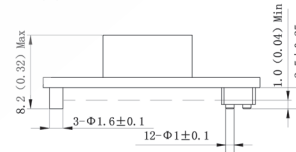
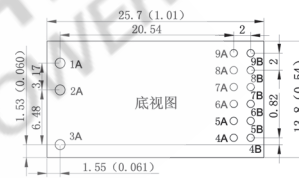
Positive logic, device code suffix "P", Negative logic, device code suffix "N"

封装尺寸和管脚定义图 Outline Diagram And Pin Out

NTB



NPB



定义 Pin Out	符号 No.	功能含义 Definitions	
1A	Vo	输出正引脚，与 GND 构成输出回路	Output voltage
2A	GND	输入和输出的公共地	Power Ground
3A	Vin	输入正引脚，与 GND 构成输入回路	Input Voltage
4A	SALERT	PMBus 串行报警输出引脚	PMBus Alert
4B	CTRL	遥控端	Remote Control
5A	VSET	输出电压调节引脚，通过该引脚外加电阻或电平来实现输出电压的调节	Output voltage pinstrap
5B	SYNC	同步时钟引脚	Synchronization I/O
6A	SCL	PMBus 通讯时钟线	PMBus Clock
6B	SDA	PMBus 通讯地址线	PMBus Data
7A	SA0	PMBus 地址引脚，多个模块并用时用来设置不同的地址	PMBus address pinstrap
7B	GCB	数据通讯总线	Group Communication Bus
8A	+S	输出遥测正采样引脚	Positive sense
8B	-S	输出遥测负采样引脚	Negative sense
9A	VTRK	外部输入电压源跟踪引脚	Voltage Tracking input
9B	PREF	通讯地引脚	Pin-strap reference

DC/DC 转换器

Universal Non-Isolated DC/DC Converter